



Q1 – 2024

GTA Residential Land Market Report

Lennard:

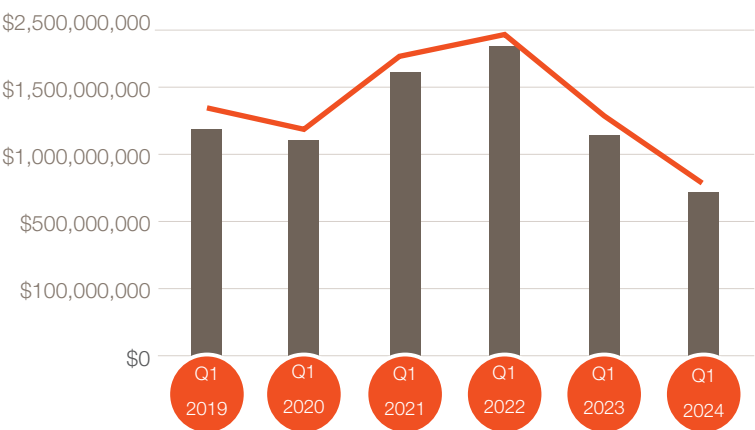
Cole Braithwaite*, CCIM
Vice President, Investment Sales
D. 905.917.2051
C. 416.567.0410
cole@lennard.com
www.colebraithwaite.com



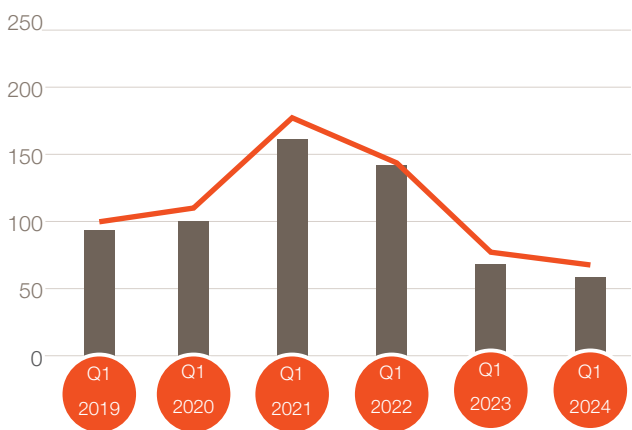
Q1 – 2024 GTA Residential Land Market Report

Land Sales Volume

Year Over Year Sales Volume

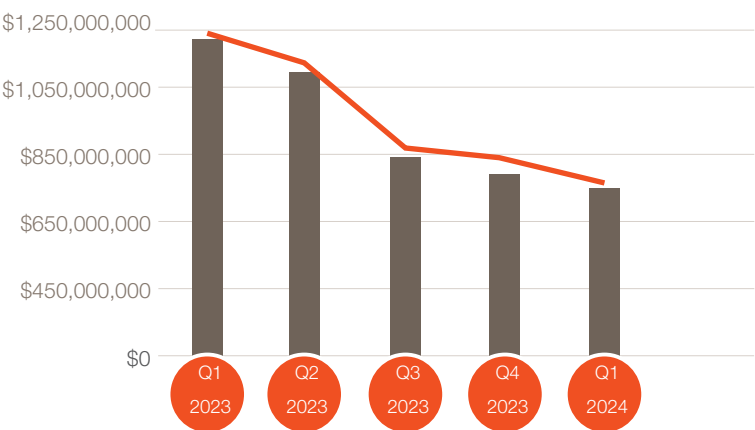


Year Over Year Transactions

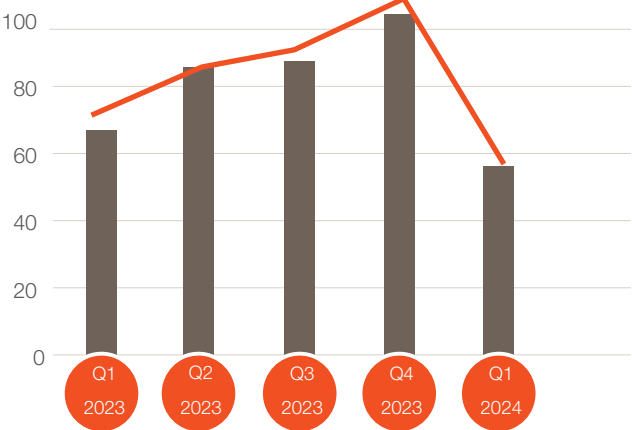


	Sales Volume	# of Transactions	Change % Sales Volume	Change % Transactions
Q1 - 2024	\$752,582,134	58	-38%	-9%
Q1 - 2023	\$1,209,257,939	64	-48%	-57%
Q1 - 2022	\$2,316,000,000	148	41%	-3%
Q1 - 2021	\$1,643,000,000	152	49%	52%
Q1 - 2020	\$1,100,000,000	100	-13%	2%
Q1 - 2019	\$1,270,000,000	98		

Sales Volume – Quarter over Quarter



Number of Transactions



	Sales Volume	# of Transactions	Change % Sales Volume	Change % Transactions
Q1 - 2024	\$752,582,134	58	-7%	-53%
Q4 - 2023	\$802,244,219	112	-5%	32%
Q3 - 2023	\$845,313,936	85	-21%	1%
Q2 - 2023	\$1,072,858,504	84	-11%	31%
Q1 - 2023	\$1,209,257,939	64		

Q1 – 2024 GTA Residential Land Market Report

Notable Transactions – High Density

Neighbourhood	Lot Size (acres)	GFA	Sold Price	Price Per Buildable	Comments
Halton Hills	2.44	153,483	\$6,000,000	\$39.00	6 Storey Condo, 115 Units
North York	0.571	425,659	\$26,623,000	\$63.00	50 Storey Condo. 620 Units

Notable Transactions – Medium Density

Neighbourhood	Lot Size (acres)	Proposed Units	Sold Price	Price Per Acre	Price Per Unit	Comments
Markham	7.7	147	\$62,900,000	\$8,168,831.00	\$427,891.16	Approved 147 Townhomes

Lennard:

Cole Braithwaite*, CCIM
905.917.2051
cole@lennard.com

201-60 Columbia Way, Markham
905.752.2220
lennard.com

*Sales Representative

Statements and information contained are based on the information furnished by principals and sources which we deem reliable but for which we can assume no responsibility. Lennard Commercial Realty, Brokerage.